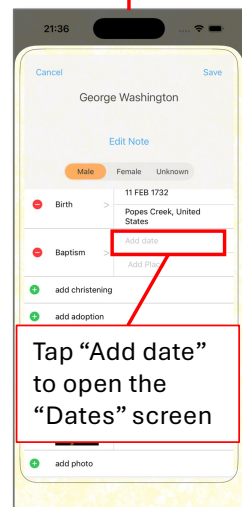
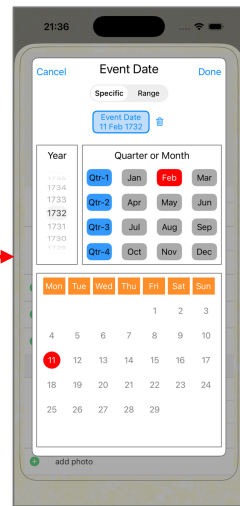


A. Specific Date

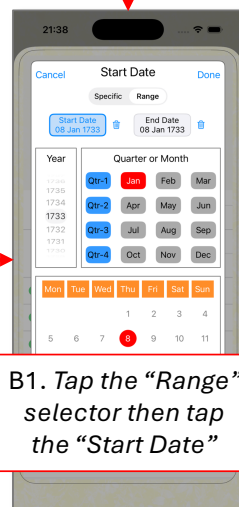
Forebears allows you to record dates at all levels of precision from Year through to an exact date.



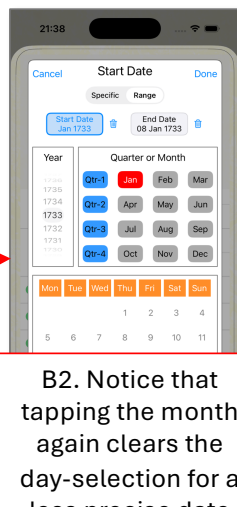
Tap "Add date" to open the "Dates" screen



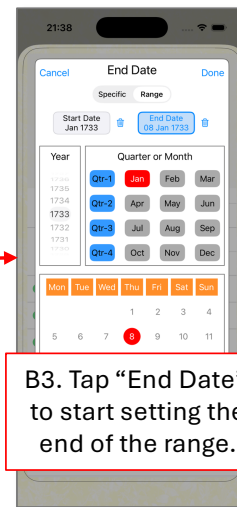
A2. First set the Year.



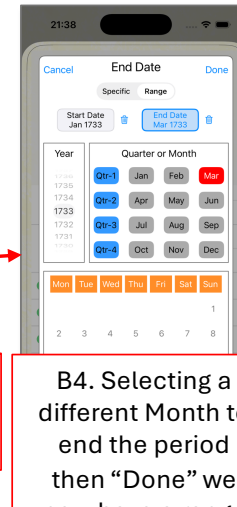
B1. Tap the "Range" selector then tap the "Start Date"



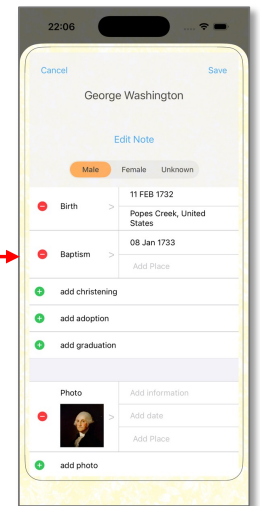
B2. Notice that tapping the month again clears the day-selection for a less precise date



B3. Tap "End Date", to start setting the end of the range.



B4. Selecting a different Month to end the period then "Done" we now have a range of Months.



A4. For full precision (within a month), you may tap a specific day.

Tapping "Done" will set the specific date at whatever precision you have defined.

However, you may choose to convert the specific date to a date-range.