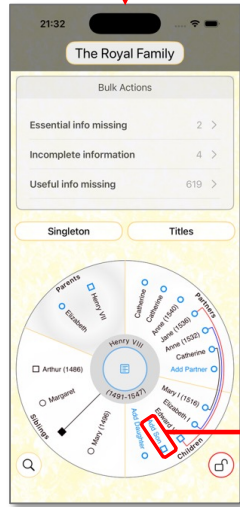


## A7. Add People to the Group

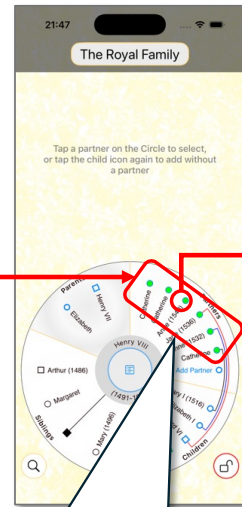


1. Tap 'Closed Lock' to enter edit-mode



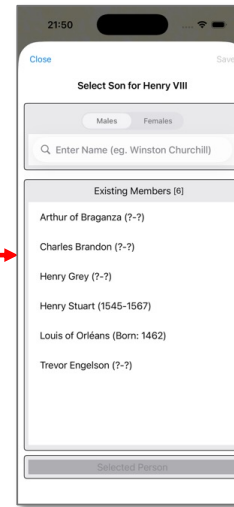
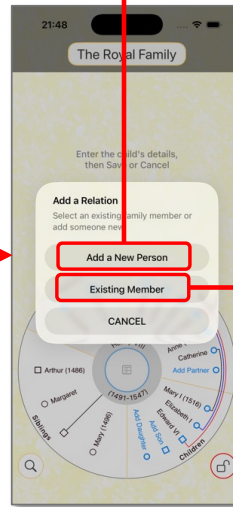
2. To add a new relation (parent, partner or child) tap the relevant 'Add' button.

**Note:** Add Son or Daughter illustrated here but the process is similar for parents and partners.

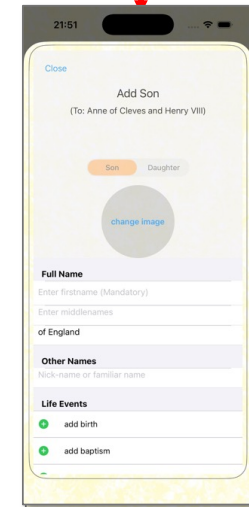


3. When adding a child, if there are existing Partners then their icons will display 'green' to indicate that tapping one of them will make them the 'non- focal parent' for the child. If none of the partners is the non-focal parent then tap the 'Add' button again so no parental relationship is made.

4. Whenever a new relation is added for the focal person the choice is given to either describe an entirely new member of the group or to form the relationship to someone already in the group.



5. If selecting an existing group member, Forebears identifies only those individuals who logically could form this relationship (based on dates and existing relationships).



6. Adding a new person to the group can be as simple as identifying their First Name (this is the absolute minimum information required) or it can involve describing their whole life from birth to burial with dates, places and photographs.  
Note: Specific screens to add all these details are described on the next page.