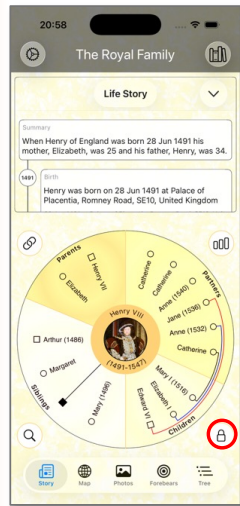


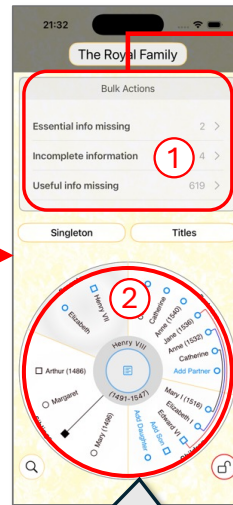
A6. Edit Mode – Making Changes



Forebears continually studies a family group from the moment it's created and maintains an internal log of any information that appears to be missing under eight headings.

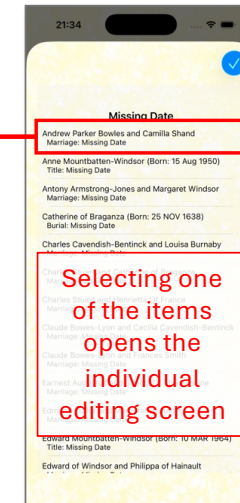
These 'missing information' totals change through the Group's life as information is added and deleted. They can be viewed on the 'Bulk Actions' table (1, below).

After tapping the 'Lock' button to enter Edit Mode there are two ways that you can add or change information to a Group. These are described here following paths 1 or 2.

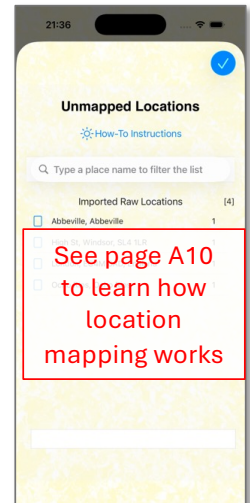


Tap any of the 'Bulk Actions' rows to begin filling in gaps in your Group data (missing dates or locations, missing names, etc.)

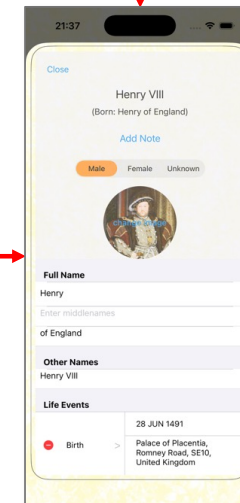
Examples of Bulk Action detail screens



Selecting one of the items opens the individual editing screen



See page A10 to learn how location mapping works



The Wonder Wheel (2, above) is where most actions are initiated to add or change a group.

There are buttons with specific titles to add family members (parents, partners and children). Note: You must bring one of the parents into focus to add a sibling.

There is a central button to open the individual editing screen for the focal person.

Tapping the icons for existing parents, partners or children will give the user choices to change their relationship to the focal person or edit their data.