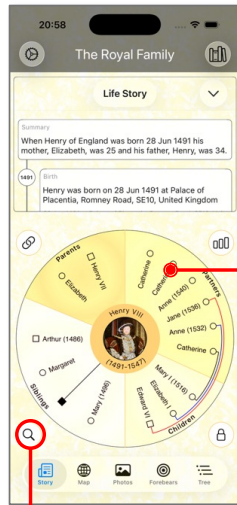


A4. Selecting a Focal Person



Option 1

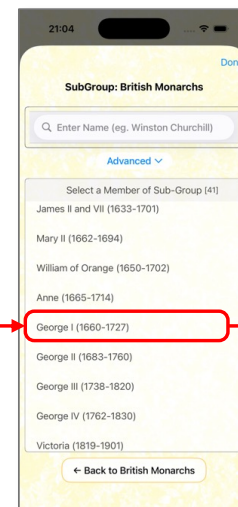
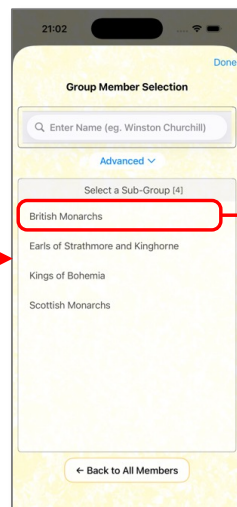
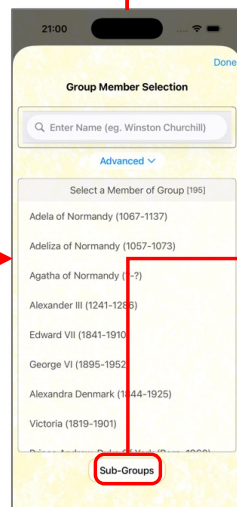
Quick 1-step move by double-tapping any peripheral icon to bring that person into focus



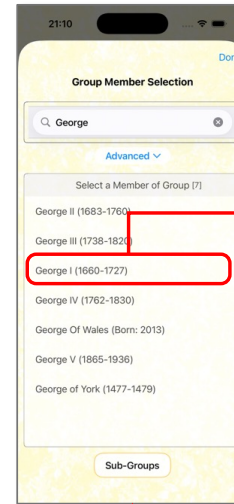
Option 2

Move anywhere in the Group by tapping the magnifying glass button to select a new focal person (one who is not closely related to the current focal person)

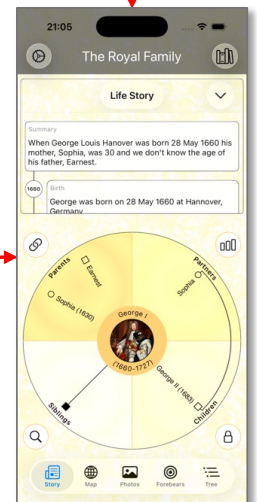
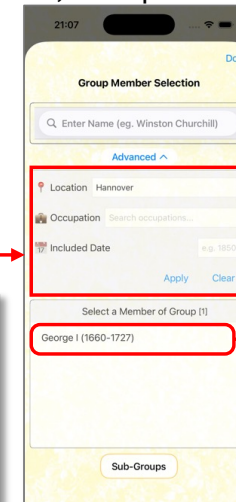
Three ways to select a person (see A, B or C)
(Names are listed in alphabetical order by first name)



(A) Simple search by full or partial name then tap the name to select



(B) Advanced search on location, occupation or date



(C) By 'Title' (eg. 'British Monarchs'). You can set up your own titles on the Individual Editing Home Screen.